



Long-term investment portfolio

## Investment expertise with a purpose

We're bold about our evolution and growth—and it's our proven financial performance that gives us the freedom to be. Everything we do is part of our mission to provide long-term financial security for more people, in more ways, in more places.

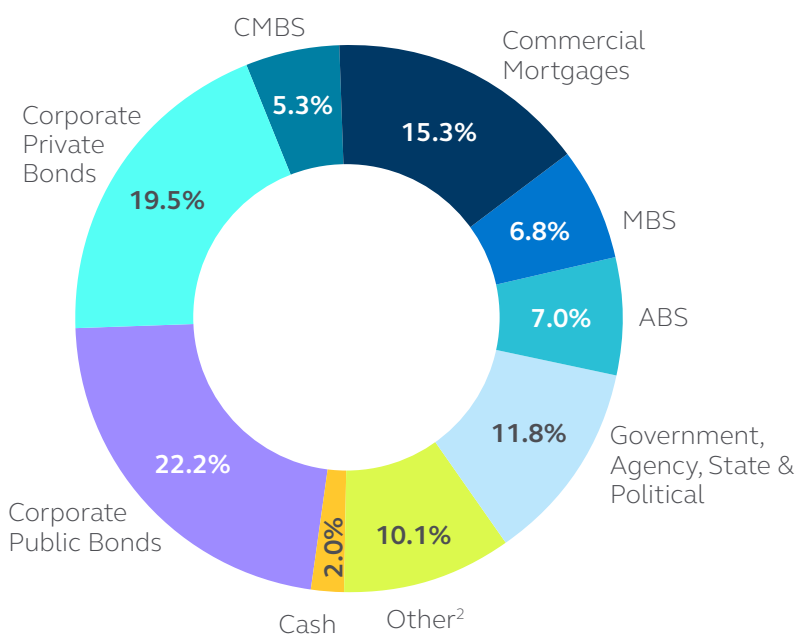
### Liability-driven investments

To help ensure we can meet our obligations, our team of investment experts manages risks by:

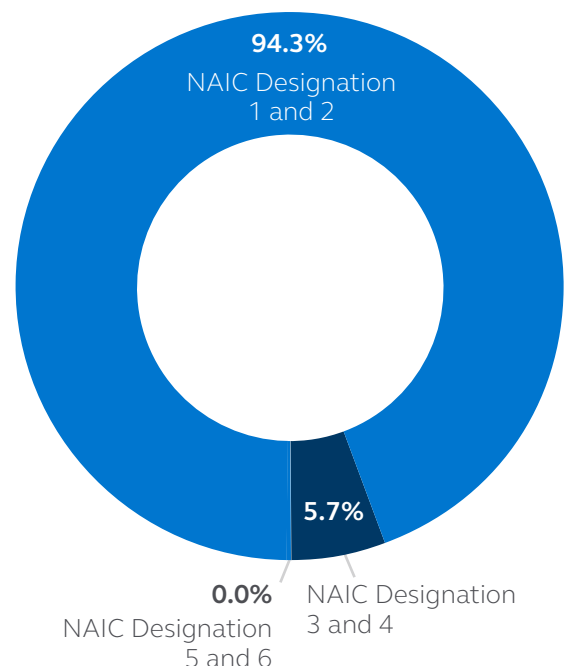
- **Maintaining high quality.** Selecting assets that are highly likely to pay according to maturity dates.
- **Diversification.** Investing in a wide variety of assets such as corporate bonds, commercial mortgages, and government and agency-backed securities—as well as diversifying by geographic location, industry, and company.
- **Asset/liability management.** Building the portfolio so we have the cash we need to pay off our obligations when they come due.

### A high-quality, diversified portfolio<sup>1</sup>

Profile of U.S. invested assets (89.1 billion)



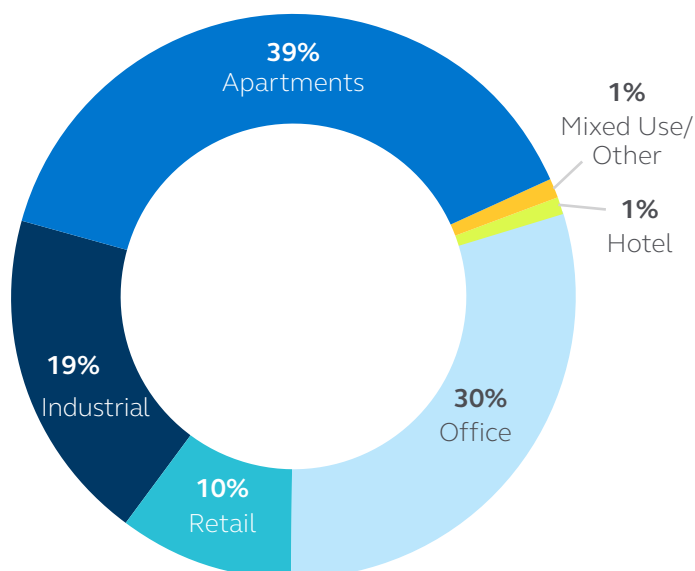
Fixed income securities portfolio<sup>3</sup>



## Corporate fixed maturity securities by industry (as of 12/31/2021)

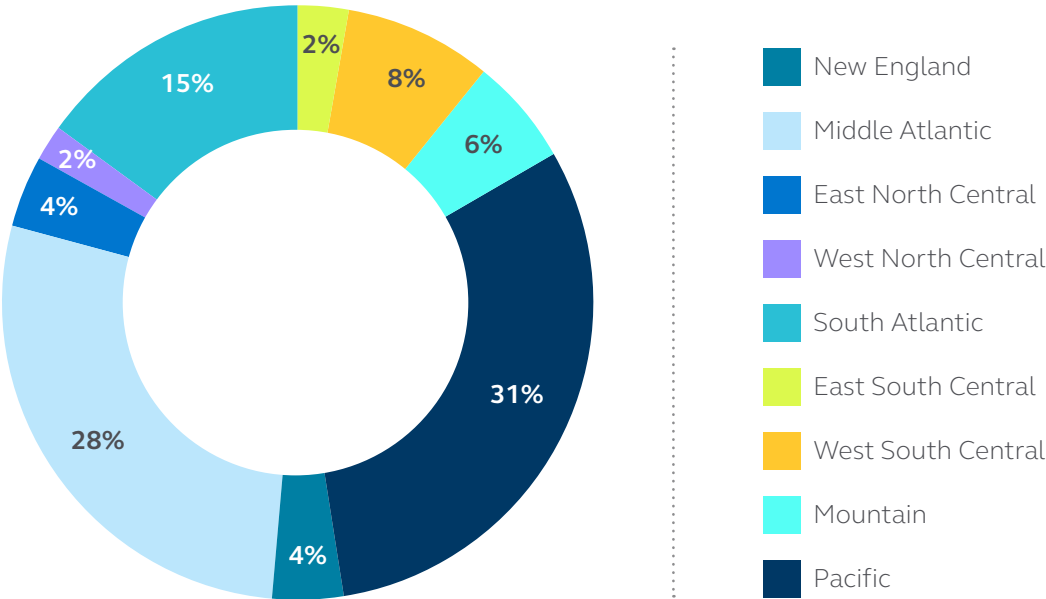
	2021		2020		2019	
	Carrying amount	Percent of total	Carrying amount	Percent of total	Carrying amount	Percent of total
Finance – Banking	5,064.4	11.6%	5,447.8	12.4%	4,806.6	13.1%
Finance – Brokerage	872.1	2.0%	861.0	2.0%	607.4	1.6%
Finance – Finance Companies	549.0	1.3%	484.3	1.1%	451.5	1.2%
Finance – Financial Other	1,022.8	2.4%	449.2	1.0%	452.8	1.2%
Finance – Insurance	3,239.6	7.5%	3,182.3	7.3%	2,685.4	7.2%
Finance – REITs	2,403.3	5.6%	2,378.8	5.5%	1,755.5	4.7%
Industrial – Basic Industry	1,961.8	4.5%	2,123.8	4.9%	1,611.7	4.3%
Industrial – Capital Goods	2,495.9	5.8%	2,581.7	5.9%	2,224.4	6.0%
Industrial – Communications	3,536.7	8.2%	3,686.6	8.5%	3,209.7	8.6%
Industrial – Consumer Cyclical	1,994.3	4.6%	2,082.1	4.8%	1,572.7	4.2%
Industrial – Consumer Non-Cyclical	5,171.5	12.0%	5,187.4	12.0%	4,437.3	12.0%
Industrial – Energy	2,998.3	7.0%	3,292.3	7.6%	3,255.0	8.7%
Industrial – Other	804.4	1.9%	753.9	1.7%	500.2	1.3%
Industrial – Technology	2,822.9	6.5%	2,471.7	5.7%	2,169.9	5.8%
Industrial – Transportation	2,310.1	5.4%	2,461.7	5.7%	2,461.7	6.6%
Utility – Electric	4,386.7	10.2%	4,651.9	10.7%	3,800.6	10.2%
Utility – Natural Gas	714.2	1.7%	725.5	1.7%	672.8	1.8%
Utility – Other	473.3	1.1%	434.8	1.0%	356.6	1.0%
Government Guaranteed	295.5	0.7%	237.0	0.5%	200.2	0.5%

## Commercial mortgage loans diversified by property type (as of 12/31/2021)



The Principal Financial Group® has a well-diversified portfolio that leverages our strengths in commercial real estate and credit analysis.

Commercial mortgage loans diversified by region (as of 12/31/2021)



Strong financial strength ratings

“Strong” ratings from the four major U.S. ratings agencies<sup>4</sup> validate the solid business performance and the strength of the capital and liquidity positions of both Principal Life Insurance Company and Principal National Life Insurance Company. We’re confident in our ability to meet long-term obligations.

<b>A.M. Best</b> (03/2022)	<b>Moody’s</b> (01/2022)	<b>Standard &amp; Poor’s</b> (06/2021)	<b>Fitch</b> (06/2021)
A+ Superior	A1 Good	A+ Strong	AA- Very Strong
Outlook stable	Outlook stable	Outlook stable	Outlook stable

Our strong relative ratings speak to our ongoing ability to compete for new business and retain existing business across insurance product lines. More details are available at [www.principal.com/investor](http://www.principal.com/investor), which is designed to provide easy access to stock information and additional investor information.

Principal Life Insurance Company has been rated A or higher for 75 years by A.M. Best.<sup>5</sup>

<sup>1</sup> GAAP carrying amount as of 12/31/2021 unless otherwise noted.

<sup>2</sup> Other includes residential mortgage loans, equity securities, equity real estate, policy loans, cash and other investments.

<sup>3</sup> Designations are issued by the National Association of Insurance Commissioners (NAIC). NAIC Designations 1 and 2 include bonds generally considered investment grade. Designations 3, 4, 5, and 6 include bonds generally considered below investment grade.

<sup>4</sup> Third-party ratings relate only to Principal Life Insurance Company, the largest member company of the Principal Financial Group, and Principal National Life Insurance Company, and do not reflect any ratings actions or notices relating to the U.S. life insurance sector generally. The four rating agencies referenced have placed stable outlooks on the U.S. life insurance sector.

While ratings can be objective indicators of an insurance company's financial strength and can provide a relative measure to help select among insurance companies, they are not guarantees of the future financial strength and/or claims-paying ability of a company and do not apply to any underlying variable investment options. The broker/dealer a life insurance policy is purchased from, the insurance agency and any affiliates of those entities make no representations regarding the quality of the analysis conducted by the rating agencies. The rating agencies are not affiliated with the above mentioned entities nor were they involved in any rating agency's analysis of the insurance companies.

<sup>5</sup> Best's Review, July 2021, "Standing the Test of Time."



[principal.com](https://principal.com)

Principal National Life Insurance Company and Principal Life Insurance Company, Des Moines, Iowa 50392-0001

Insurance products issued by Principal National Life Insurance Co (except in NY) and Principal Life Insurance Company®, and the companies available through the Preferred Product Network, Inc.. Plan administrative services offered by Principal Life. Referenced companies are members of the Principal Financial Group®, Des Moines, IA 50392.

For financial professional use only. Not for distribution to the public.

**Not FDIC or NCUA insured**

**May lose value • Not a deposit • No bank or credit union guarantee  
Not insured by any Federal government agency**

Principal®, Principal Financial Group® and the Principal logo design are registered trademarks of Principal Financial Services, Inc., a Principal Financial Group company, in the United States and are trademarks and service marks of Principal Financial Services, Inc., in various countries around the world.